



# Kentucky High School Athletic Association

2280 Executive Drive ° Lexington, KY 40505 ° www.khsaa.org ° (859)299-5472 (859)293-5999 (fax)

## MEMORANDUM

To: Superintendent, Principal, and Athletic Director  
St. Patrick High School

From: Brigid L. DeVries, Commissioner  
Larry Boucher, Assistant Commissioner *LB*


Date: July 26, 2006

Subject: 2005-2006 Title IX Annual Report Forms Submission

Enclosed please find a copy of Form T-65, the 2005-2006 KHSAA Title IX Annual Report Submission Status Report. In addition, you may find an attachment with corrected copies of the forms submitted by your school personnel. Please review this information so the forms can be completed accurately in the future.

Also, KHSAA Audit Team Members may have requested resubmission of some of the 2005-2006 Annual Report Forms or need additional information on your athletic programs. Please submit this information by the date requested if this is applicable. Copies and all KHSAA Title IX documents must be kept current and included in your permanent Title IX File at the school. All documents are subject to Open Records Requests.

Should you need any further information, please do not hesitate to call anytime.



**KHSAA TITLE IX  
ANNUAL REPORT SUBMISSION  
STATUS REPORT  
2005-2006**

*KHSAA Form T65  
Revised 8/05*

TO: KHSAA Member School Superintendents, Principals, and Athletic Directors

FROM: Brigid L. DeVries, Commissioner  
Larry Boucher, Assistant Commissioner

DATE: 7/26/2006

School	St. Patrick	Reviewed by	Gordon Bocock
--------	-------------	-------------	---------------



The following is a status report regarding the required 2005 - 2006 Title IX Annual Report submission of forms due into the KHSAA office by April 15, 2006. Appropriate KHSAA Audit Team personnel have reviewed these forms and the following is a summary of this review.

I. Checklist of Forms properly submitted in a satisfactory manner:

<b>X</b>	GE 19 (Annual Verification)	<b>X</b>	T-35 (Budget Expenses)
<b>X</b>	T-1 (Summary Program Chart 1)	<b>X</b>	T-36 (Budget Expenses)
<b>X</b>	T-2 (Summary Program Chart 2)	<b>X</b>	T-41 (Checklist – Overall Interscholastic Program)
	T-3 (Summary Program Chart 3)	<b>X</b>	T-60 (Corrective Action Plan)
<b>X</b>	T-4 (Summary Program Chart 4)	<b>X</b>	T-63 (Interscholastic Survey Results)

II. Status

A.	<b>X</b>	2005 – 2006 Forms are satisfactory and no further information or action is necessary at this time.
B.		Errors have been noted with respect to the following forms:
C.		The following forms were omitted and must be submitted by school representatives:
D.	<b>X</b>	Other Recommendation and Comments: Good Report!





Kentucky High School Athletic Association

# KENTUCKY HIGH SCHOOL ATHLETIC ASSOCIATION

## TITLE IX

### MEMBER SCHOOLS 2005-2006 ANNUAL REPORT FORMS

Submit to KHSAA  
By April 15, 2006





**2005-2006 KENTUCKY HIGH SCHOOL ATHLETIC ASSOCIATION  
ANNUAL VERIFICATION OF TITLE IX PROCEDURES**  
(To be submitted by April 15, 2006 along with other required forms)

KHSAA  
Form GE19  
Rev. 9/05

The St. Patrick High School, Maysville, Kentucky  
(Name of High School) (City)

certifies to the Kentucky High School Athletic Association that the following is an accurate and true representation of the facts surrounding compliance with 20 U.S.C. Sections 1681-1688, et. Seq. (also known as Title IX)

**I certify the following provisions in accordance with records at the school contained in the permanent Title IX file, and to the best of my knowledge have completed the following tasks (All boxes must be checked).**

Established a gender equity committee at the high school. (list committee personnel and provide attachment if necessary)

Name	Address	Phone	Title
Mary Lou Anderson	906 Ridgewood Dr.	606-564-4743	SPAC President
Jerry Ormes	568 Circle Dr.	606-564-4334	Girls Basketball Coach
Elizabeth Chamberlain	270 Huntington Pk	937-795-2458	Parent
Adam Yeary	P0 Box 121	606-759-1725	Student Athlete
Megan McKay	6303 Helena Rd	606-763-6813	Student Athlete
Bill Hauke	P0 Box 161	606-759-5164	Academic Dean
Lex Turner	1024 E. Second St.	606-564-4448	AD, Title IX Coord.
Jarett Young	135 W. Second St.	513-313-6985	Asst. Boys Basketball

Scheduled a minimum of three meetings during the 2005-2006 school year on the following dates:

October 7, 2005  
March 24, 2006  
March 31, 2006

Designated the following person(s) as the Title IX coordinator for the school:

<u>Lex Turner</u>	<u>AD</u>	<u>1024 E. Second St.</u>	<u>606-564-4448</u>
Name	Title	Address	Phone

Designated the following person(s) as the Title IX coordinator for the district:

<u>Lex Turner</u>	<u>AD</u>	<u>1024 E. Second St.</u>	<u>606-564-4448</u>
Name	Title	Address	Phone

School personnel are continuing to make periodic reviews of the boys' and girls' athletics program reflected in the Corrective Action Plan.

In addition to the above information, the above referenced school maintains a complete permanent file relative to Title IX records including copies of the self-assessment audit, all corrective action plans, and other related materials.

V. Ren. Wm. H. [Signature] March 31 2006  
Principal's Signature Date

V. Ren. Wm. H. [Signature] [Signature]  
Superintendent Signature School Board Chairpersons' Signature

(Send original copy to KHSAA - Maintain duplicate in Title IX school folder)

## Athletic Participation

<u>Girl's Athletic Teams</u>	<u>High School</u>	<u>Below 9th Grade</u>	<u>Year Started</u>
Varsity Cross Country	1	1	1999
J.V. Cross Country	1	1	2000
Varsity Soccer	27	0	2001
J.V. Soccer	21	0	2004
Varsity Volleyball	9	0	2003
J.V. Volleyball	6	4	2003
Varsity Basketball	14	0	NA
J.V. Basketball	7	4	1998-99
Varsity Swim	0	0	2003-04
J.V. Swim	0	0	2003-04
Fr. Swim	0	0	2003-04
Varsity Softball(FP)	13	1	1999
J.V. Softball	10	1	2001
Tennis	9	0	1976-78
<b>Total</b>	<b>118</b>	<b>12</b>	

### Boy's Athletic Teams

Golf	7	1	NA
Varsity Cross Country	3	1	1999
J.V. Cross Country	3	1	2000
Varsity Soccer	15	0	1996
J.V. Soccer	0	0	1998
Varsity Basketball	15	0	NA
J.V. Basketball	12	3	NA
Fr. Basketball	6	3	NA
Varsity Swim	2	2	2003-04
J.V. Swim	0	0	2003-04
Fr. Swim	0	2	2003-04
Varsity Baseball	19	0	NA
J.V. Baseball	18	0	2004
Tennis	6	1	NA
<b>Total</b>	<b>106</b>	<b>14</b>	

**ACCOMMODATION OF INTERESTS AND ABILITIES**  
**SUMMARY PROGRAM CHART 1**

**Participation Opportunities Test One**

		(Column 1)	(Column 2)	(Column 3)	(Column 4)
	Program	Enrollment	Percentage of Total Enrollment	Number of Interscholastic Participants (double and triple count)	Percentage of Total Participation
Row 1	GIRLS	49	49 % ✓	130	52% ✓
Row 2	BOYS	51	51 %	120	48%
Row 3	Totals	100 ✓	100%	250 ✓	100%

## Instructions:

\*Number of 8<sup>th</sup> grade students & below used in Column 3 and Column 4 calculations if applicable: 12 girls  
14 boys

- Determine the total number of girls enrolled, (place in Row 1, Column 1). Determine the total number of boys enrolled, (place in Row 2, Column 1).
- Add the total number of girls and boys enrolled to determine total enrollment, (place in Row 3, Column 1).
- Calculate the percentage of total enrollment that is female. (Divide Row 1, Column 1 by row 3, Column 1 and place in Row 1, Column 2.) Calculate the percentage of total enrollment that is male. (Divide Row 2, Column 1 by Row 3, Column 1 and place in Row 2, Column 2.) Note: Row 1, Column 2 plus Row 2, Column 2 should total 100%.
- Ask the head coaches to review the most updated eligibility or squad lists for their teams. Ask coaches to confirm the names of those individuals who are on the team as of the first **date of competition**, and cross out the names of those who were cut from the team or quit the team prior to the first competitive event. Determine the total number of interscholastic athletics participants that are girls, (and place in Row 1, Column 3). In order to determine the total number of athletics participants, an individual should be counted each time he or she participates on a team. For example, if Jane Doe competes on the varsity volleyball team, the junior varsity volleyball team, the junior varsity basketball team, and the varsity softball team, she should be counted as four participants (**do not include club or intramural sports participants, cheerleaders, dance teams, or pom squads**). Calculate the same way for boys and girls. \* In addition, should 8<sup>th</sup> grade students and below play on a Freshman, Junior Varsity, or Varsity team, they should also be counted for each team and sport on which they participate. If applicable, please asterisk the above notation as to how many 8<sup>th</sup> grade students & below are included in the totals. Using the same procedure, determine the total number of interscholastic athletic participants that are boys, (and place in Row 2, Column 3). Add Row 1, Column 3 plus Row 2, Column 3 to get total participants and place in Row 3, Column 3.
- Calculate the percentage of female participation. (Row 1, Column 3 divided by Row 3, Column 3 and place in Row 1, Column 4.) Calculate the percentage of male participation. (Row 2, Column 3 divided by Row 3, Column 3 and place in Row 2, Column 4.) Note: Row 1, Column 4 plus Row 2, Column 4 should total 100%.

Note: While being within three percent is not a formal compliance standard; if the percent listed in Row 1, Column 4 is within 3% of Row 1, Column 2, then it provides a good target within which compliance is likely.

Principal's Signature: V.R.W. [Signature] Date: March 31, 2006

2005-2006  
**ACCOMMODATION OF INTERESTS AND ABILITIES**  
**SUMMARY PROGRAM CHART 2**

KHSAA  
 Form T2  
 Rev. 9/05

Participation Opportunities Test Two

			Column 1	Column 2	Column 3	Column 4	Column 5
Program			Number of Teams Currently Offered	Number of Participants	Number of Teams Added Since the beginning of the 2001-2002 School Year	Number of Participants Added Since the beginning of the 2001-2002 School Year	Percent of Total Participation By Sex Added Since the beginning of the 2001-2002 School Year
<b>GIRLS</b>	Row 1	varsity:	6	75	2	36	
	Row 2	j.v.:	5	55	3	42	
	Row 3	frosh:	0	0	0	0	
	Row 4	total:	11	130	5	78	60%
<b>BOYS</b>	Row 5	varsity:	7	72	1	4	
	Row 6	j.v.:	3	37	1	18	
	Row 7	frosh:	2	11	1	2	
	Row 8	total:	12	120	2	24	20%

- 1) For Column 1, list the number of interscholastic teams offered for girls and boys at each competitive level (varsity, junior varsity, and freshman). For girls, total each of the entries in Rows 1, 2, and 3 into Row 4. For boys, total Rows 5, 6, and 7 into Row 8.
- 2) For Column 2, list the number of participants at each level. For girls, total each of the entries in Rows 1, 2, and 3 into Row 4. For boys, total Rows 5, 6, and 7 into Row 8. **Note:** The totals in Row 4 for girls and in Row 8 for boys must be the same as the totals in Form T-1, Column 3, Rows 1 and 2 respectively.
- 3) For Column 3, list the number of interscholastic teams that have been added in the last five years at each competitive level. Count each team added during the 5 year period only one time. e.g. Girl's junior varsity soccer was added 3 years ago, count the team only once, not 3 times. For girls, total the entries in Rows 1, 2, and 3 into Row 4. For boys, total Rows 5, 6, and 7 into Row 8.
- 4) For Column 4, list the number of participants that are currently on each level of the teams that were added in the last five years. If a team was added previously but no longer exists, there are no current participants to be added for that team. For girls, total the entries in Rows 1, 2, and 3 into Row 4. For boys, total Rows 5, 6, and 7 into Row 8.
- 5) For Column 5, calculate the percentage of participants that have been added in the last five years. For girls, take the number in Column 4, Row 4 and divide by the number in Column 2, Row 4. For boys, take the number in Column 4, Row 8 and divide it by the number in Column 2, Row 8.

Note: If the percentage of current participants added in the last five years is 25% or greater, compliance with test two may be possible. If less than 25%, then compliance with test three should be analyzed. **CAUTION:** 25% is not a formal compliance standard.

Principal's Signature: W. W. [Signature] Date: March 31, 2006

2005-2006  
**ACCOMMODATION OF INTERESTS AND ABILITIES**  
**SUMMARY PROGRAM CHART 3**

KHSAA  
 Form T3  
 Rev. 9/05

**Participation Opportunities Test Three**

FOR ANY QUESTION ANSWERED "YES" IDENTIFY THE RESPECTIVE SPORT(S).

	GIRLS (Yes / No)		BOYS (Yes / No)
1. For a sport not currently played at the interscholastic level (varsity, junior varsity, or freshman) in your school, is there an intramural team offered for that sport?	No		No
2. For a sport <u>not</u> currently offered in your interscholastic athletics program, is there sufficient interest to form a viable interscholastic team based on participation on an intramural team or community recreation teams?	No		No
3. For a sport <u>not</u> currently offered, is there sufficient interest, based on your most recent Student Interest Survey, to form a viable interscholastic team based on student responses from the interscholastic survey? If yes, what sport?	Yes Girls Swim		Yes J.V. Baseball
4. For a sport currently offered at the varsity level only, is there sufficient interest, based on your most recent Student Interest Survey, to form a viable team for a junior varsity or freshman team that is not currently offered?	No		No
5. For a sport currently offered at the junior varsity or freshman level is there sufficient interest, based on your most recent Student Interest Survey, to form a varsity team not currently offered?	No		No
6. If you answered YES to question (1), (2), (3), (4), or (5), are there enough high schools in your geographic area offering the sport (at the appropriate level) to allow for the development of a reasonable schedule of competition?	Yes		Yes

Principal's Signature: [Signature] Date: March 31, 2006



2005-2006  
**ACCOMODATION OF INTERESTS AND ABILITIES**  
**SUMMARY PROGRAM CHART 4**

**Levels of Competition Test One**

		Column 1	Column 2	Column 3
Girls	Team Levels	Number of Teams Currently Offered	Number of Participants	Percentage of Participants at Each Level
Row 1	varsity:	6	75	58 %
Row 2	j.v.:	5	55	42 %
Row 3	frosh:	0	0	0
Row 4	total:		130	100%
Boys				
Row 5	varsity:	7	72	60 %
Row 6	j.v.:	3	37	31 %
Row 7	frosh:	2	11	9 %
Row 8	total:		120	100%

- 1) Column 1, list the number of interscholastic teams offered for girls and boys at each competitive level; varsity, junior varsity, and freshman. (Refer to Form T-2, Accommodation of Interests and Abilities, Summary Program Chart 2, Column 1.)
- 2) For Column 2, list the number of participants at each level. For girls, total the entries in Rows 1, 2, and 3 into Row 4. For boys, total the entries in Rows 5, 6, and 7 into Row 8. (Refer to Form T-2, Accommodation of Interests and Abilities, Summary Program Chart 2, Column 2.)
- 3) For Column 3, calculate the percentage of female and male participants at each level.  
For girls' varsity, junior varsity, and frosh, respectively:
  - Divide Column 2, Row 1 by Column 2, Row 4, and place the percentage in Column 3, Row 1.
  - Divide Column 2, Row 2 by Column 2, Row 4, and place the percentage in Column 3, Row 2.
  - Divide Column 2, Row 3 by Column 2, Row 4, and place the percentage in Column 3, Row 3.
 For boys' varsity, junior varsity, and frosh, respectively:
  - Divide Column 2, Row 5 by Column 2, Row 8, and place the percentage in Column 3, Row 5.
  - Divide Column 2, Row 6 by Column 2, Row 8, and place the percentage in Column 3, Row 6.
  - Divide Column 2, Row 7 by Column 2, Row 8, and place the percentage in Column 3, Row 7.

Principal's Signature: *[Signature]* Date: March 31, 2006

2005-2006

**ACTUAL EXPENDITURES - PROGRAM COMPARISON CHART I**  
**TO INCLUDE BOOSTER CLUB FUNDING**

	* equipment and supplies		** travel		*** awards		*** coaches' salaries (to include supplemental and extended employment; dollar amount needed)		XXXX facilities improvements		XXXXX publications (if sport-specific)	
	Expenditures		Expenditures		Expenditures		Expenditures		Expenditures		Expenditures	
	School	Booster	School	Booster	School	Booster	School	Booster	School	Booster	School	Booster
G basketball	0	223.75	0	154	0	163	0	3500	0	0	0	NA
B basketball	0	223.75	0	497	0	183	0	3500	0	0	0	NA
G softball	0	767.70	0	145.25	0	179	0	500	0	0	0	NA
B baseball	0	809.89	0	44	0	176	0	500	0	300	0	NA
G cross country	0	0	0	74.40	0	12	0	250	0	0	0	NA
B cross country	0	0	0	74.40	0	18	0	250	0	0	0	NA
G golf	NA	NA	NA	NA	NA	NA	NA	NA	NA	NA	NA	NA
B golf	0	374.25	0	130.80	0	80	0	500	0	0	0	NA
G soccer	0	239.59	0	232.75	0	191	0	3100	0	0	0	NA
B soccer	0	284.44	0	119	0	177	0	1500	0	0	0	NA
G swimming	0	53	0	165	0	6	0	250	0	0	0	NA
B swimming	0	132	0	165	0	29	0	250	0	0	0	NA

1. Total expenditures on T-35 and T-36 on the 2005-2006 year report due by April 15, 2006, should reflect the total monies spent (rounded off to nearest hundred) for the entire school year of 2004-2005 ending June 30, 2005.

2. Booster Club Funding/Contributions must be included in the expenditures total.

Principal's Signature: Wm A [Signature] Date: March 31, 2006

2005-2006

**ACTUAL EXPENDITURES - PROGRAM COMPARISON CHART 2**  
**TO INCLUDE BOOSTER CLUB FUNDING**

	equipment and supplies		travel		awards		coaches' salaries (to include supplemental and extended employment; dollar amount needed)		facilities improvements		publications (if sport-specific)	
	Expenditures		Expenditures		Expenditures		Expenditures		Expenditures		Expenditures	
	School	Booster	School	Booster	School	Booster	School	Booster	School	Booster	School	Booster
G track	NA	NA	NA	NA	NA	NA	NA	NA	NA	NA	0	NA
B track	NA	NA	NA	NA	NA	NA	NA	NA	NA	NA	0	NA
G tennis	0	48.87	0	132.30	0	74	0	250	0	0	0	NA
B tennis	0	48.86	0	132.30	0	52	0	250	0	0	0	NA
G volleyball	0	210	0	399	0	74	0	500	0	0	0	NA
B wrestling	NA	NA	NA	NA	NA	NA	NA	NA	NA	NA	0	NA
G (list sport)	NA	NA	NA	NA	NA	NA	NA	NA	NA	NA	0	NA
B football	NA	NA	NA	NA	NA	NA	NA	NA	NA	NA	0	NA
G (list sport)	NA	NA	NA	NA	NA	NA	NA	NA	NA	NA	0	NA
B (list sport)	NA	NA	NA	NA	NA	NA	NA	NA	NA	NA	0	NA

1. Total expenditures on T-35 and T-36 on the 2005-2006 year report due by April 15, 2006, should reflect the total monies spent (rounded off to nearest hundred) for the entire school year of 2004-2005 ending June 30, 2005.

2. Booster Club Funding/Contributions must be included in the expenditures total.

Indicate percentage of total expenditures for each gender:

Gender	Expenditures	Percentage
Boys	\$ 11,647.69	50.88
Girls	\$ 11,244.61	49.12
<b>Total:</b>	<b>\$ 22,892.30</b>	<b>100%</b>

Principal's Signature: W. [Signature]

Date: March 31, 2006

## ATTACHMENT FOR BUDGET

All funds for extracurricular activities are provided by the St. Patrick's Activities Club (S.P.A.C.).

### \* EQUIPMENT AND SUPPLIES

Medical supplies, water bottles/coolers, towels and other nonsports specific supplies are purchased at the first of the school year and are replaced as needed. All athletic teams have access to these supplies.

### \*\* TRAVEL

All of the athletic teams, with the exception of the golf, swim, and tennis teams, travel by school bus. This is funded by S.P.A.C. There is no set budget for the athletic teams.

The golf, swim, and tennis teams travel by cars and/or personal vans driven by coaches and parents. They are offered a reimbursement of \$.30 per mile. This is funded by S.P.A.C.

A parent with a CDL volunteered his services for some of the trips. Most of his trips were for boy's soccer, girl's basketball and softball.

### \*\*\* AWARDS

Each athlete receives a chevron letter with the sport emblem for his or her first year on a varsity team. After receiving a letter, each athlete receives a chevron bar with the sport emblem for each year they compete on the varsity team.

Each member of a junior varsity team receives a chevron bar with the sport emblem and J.V. on it. If the student is a member of both the junior varsity and varsity team of the same sport, he/she only receives a varsity award. The same guidelines also apply to those on a freshman team.

All senior athletes receive a plaque listing their accomplishments.

The soccer, basketball, softball and baseball teams give individual awards for specific categories decided on by the coach. The award is a small plaque. Each team gives about seven or eight awards.

### \*\*\*\*COACHES' SALARIES

The boy's soccer assistant coach moved away early in the preseason and we couldn't find a replacement. A parent volunteered as a part time assistant.

*msa*

**\*\*\*\*\*FACILITIES IMPROVEMENTS**

- a. The baseball team uses the field at the Tom Browning Boys and Girls Club. The amount listed is for the rental of the field. The softball team uses a public park.
- b. The boy's and girl's soccer teams both use the fields at the Tom Browning Boys and Girls Club. The amounts listed are for the rental of the fields.

**\*\*\*\*\*PUBLICATIONS**

The sophomore class has an activities program that is a money making project. It includes pictures of all extracurricular activity teams. It is given out at all home basketball games.

*WAP*

## 2005-2006 KHSAA TITLE IX ATHLETICS AUDIT

KHSAA  
Form T41  
Rev. 9/05

### Checklist - Overall Interscholastic Athletics Program

**DIRECTIONS:**

For the Areas of Compliance (Opportunities and Benefits) listed on the left hand side of the page, place a checkmark under the appropriate column identifying whether your school provided an advantage to the Girls' Program, or to the Boys' Program or to Neither Program.

Areas of Compliance:	ADVANTAGE TO:		
	GIRLS' PROGRAM	BOYS' PROGRAM	NEITHER PROGRAM
<b>OPPORTUNITIES</b>			
Accommodation of Interest and Abilities			✓
<b>BENEFITS</b>			
Equipment and Supplies			✓
Scheduling of Games and Practice Time			✓
Travel and Per Diem Allowances			✓
Coaching			✓
Locker Rooms, Practice and Competitive Facilities			✓
Medical and Training Facilities and Services			✓
Publicity			✓
Support Services			✓
Athletic Scholarships			✓
Tutoring			✓
Housing and Dining Facilities and Services			✓
Recruitment of Student Athletes			✓

Principal's Signature: V. R. W. U. W. Date: March 31, 2006

SCHOOL NAME

2005-2006

Saint Patrick

TITLE IX

CORRECTIVE ACTION PLAN

**DIRECTIONS:**

1. For Column 1, indicate the intended area which needs corrective action in order to achieve gender equity. For Column 2, write the suggested change or activities that will correct the area in need of alteration. For Column 3, include the estimated completion date for the changes or activities.
2. It is possible to attain compliance with Title IX and no longer need "corrective" action. However, the KHSAA strongly encourages compliant schools to identify items for improvement (Column 1), activities to accomplish the improvement (Column 2) and a timetable for completion (Column 3) that will strengthen the athletic program.
3. You may copy this form as needed. Please attach corrective action plans along with audit forms and submit by April 15, 2006.

COLUMN 1 ITEM FOR CORRECTION/ IMPROVEMENT	COLUMN 2 SUGGESTED CHANGE/ ACTIVITIES	COLUMN 3 TIME TABLE FOR CORRECTIVE ACTION/ COMPLETION
Boys Assistant Soccer Coach	Hire an assistant soccer coach	2006-07 (Fall)

Principal's Signature: [Signature]

Date: March 31, 2006



2005-2006 INTERSCHOLASTIC ATHLETICS SURVEY Summary of Student Responses

KHSAA Form T63 Rev. 9/05

School Name: Saint Patrick
School Enrollment: 101 (SHOULD AGREE WITH FORM T-1)
Date: 3-23-06
Completed By: Lex Turner

Instructions:

- 1. Summarize the Student Athletics Interest Surveys Form T-61 by listing the total number of responses on the line next to each sport.
2. Under the Other Category please provide a listing of the sports as well as the number of students who are interested in participating.
3. Please sign and date this Summary Form (T-63) and mail this Summary Form only to the KHSAA by April 15, 2006. Do not mail the student surveys (Form T-61). However, these Forms should be maintained in your files in the event they are requested subsequently.

100 Number of Surveys
100 Total Returned (A minimum of 80% return is expected)
8-11 Grades Surveyed (Should be grades 9-11 and 8th grade if school has a feeder system)

How Was The Survey Administered? By A.D. during class
(e.g. was it given in all English classes, or all home rooms, or advisee/advisor?)

KHSAA Sanctioned Fall Sports (List Total Number of Participation Responses)

2 Cross Country (Girls)
4 Cross Country (Boys)
8 Football (Boys)
1 Golf (Girls)
11 Golf (Boys)
26 Soccer (Girls)
19 Soccer (Boys)
14 Volleyball (Girls)

WATA



**Winter Sport** (*List Total Number of Participation Responses*)

- 12 Basketball (Girls)
- 25 Basketball (Boys)
- 3 Indoor Track (Girls)
- 2 Indoor Track (Boys)
- 1 Swimming & Diving (Girls)
- 2 Swimming & Diving (Boys)
- 1 Wrestling (Boys)

**Spring Sport** (*List Total Number of Participation Responses*)

- 21 Baseball (Boys)
- 15 Fast Pitch Softball (Girls)
- 1 Slow Pitch Softball (Girls)
- 14 Tennis (Girls)
- 8 Tennis (Boys)
- 0 Track (Girls)
- 1 Track (Boys)

**Non-KHSAA Sanctioned Sports** (*From Student Survey T-61 Question 10*)

- 15 Archery
- 8 Field Hockey
- 14 Bowling
- Boys' Gymnastics
- 4 Girls' Gymnastics
- 6 Ice Hockey
- 12 Boys' Lacrosse
- 8 Girls' Lacrosse
- 11 Rifle
- 6 Rodeo
- Boys' Volleyball
- 2 Water Polo
- 7 Weightlifting

**Number of Students who participate in Intramural Sports**

(*From Student Survey T-61 Question 5*)

<u>Sport</u>	<u>Number</u>
<u>NA</u>	<u>0</u>

WAAA

**List Intramural Sports students are interested in adding:**

(From Student Survey T-61 Question 6)

<u>Sport</u>	<u>Number</u>
Football	3
Volleyball	2
Basketball	4
Frisbee	2
Dodgeball, Pickleball, Rugby, Cornhole, Ping Pong, Field Hockey, Soccer	1

**Participation in Non-School Sports Activities**

(From Student Survey T-61 Question 7)

<u>Sport</u>	<u>Number</u>
Indoor Soccer	6
Softball	5
Gymnastics	2
Swim	1
Basketball	4

**Reasons for not participating in interscholastic athletics**

(From Survey Question 8)

- 3 I prefer other activities such as band, chorus, etc.
- 5 I don't have time
- 1 The practice schedules and game times are inconvenient
- 1 The sport I like isn't offered
- It's too expensive
- 1 I prefer to participate in club or intramural sports
- 3 Working
- Other:  
Grades - 1      Transfer - 1

**Student Suggestions to encourage participation**

Theme nights at games, Newer uniforms, Add nonsanctioned sports, Tell students its fun and good exercise, Posters and give awards to everyone, Too much school work, Equal playing time for everyone.

V.R. Van Arman  
Principal's Signature

March 31, 2006  
Date

**Title IX Accomplishments  
2005-06**

The girl's JV soccer schedule was expanded.

The girl's basketball team was originally scheduled to play 6 prime time games. However, Silver Grove dropped their program and Bourbon Co. realized they had a conflict and we had to change the date of that game. We did play 4 prime time games.

WLA